


*Analysis of  
Socio-Economic  
condition and mode of  
Education of a few  
household during the  
Pandemic situation.*


# Survey done by the students

## based on the following


### Questionnaire:

1. In which grade(or class) the child is studying and in which type of school(private/government)?
2. Means or medium of classes taken by the child(laptop/phone).
3. How many children are there in the family?
4. How many cell phones or laptops are there in the family and how are the children sharing it while online classes?
5. Number of subjects taught per day and time limit for each .


- 
6. Parental involvement(are the parents able to contribute to their child's/chidren's education)?
  7. How has the pandemic affected their way or mode of studying?
  8. Are there any extra curricular activities in the child's school? If yes, in which activity does the child participate?
  9. Is the child/student able to use internet properly?
  10. Are the students as well as the guardians satisfied with the teaching staff and their method of teaching.
  11. Will the child/student recommend their educational institution to anyone?
  12. What is the student's preference: ONLINE or OFFLINE classes?



<u>CHILDREN/FAMILY</u>	<u>ONGOING EDUCATION</u>	<u>EDUCATION STOPPED DUE TO COVID</u>
1	1	0
1	1	0
2	2	0
2	2	0
1	1	0
3	3	0
2	2	0
1	1	0
2	2	0
1	1	0



<u>EDUCATION THROUGH LAPTOP</u>	<u>EDUCATION THROUGH PHONE</u>
1	0
0	1
0	2
0	2
0	1
1	2
0	2
1	0
2	0
0	1



<b><u>NUMBER OF PERIODS ATTENDED/DAY</u></b>	<b><u>EXTRA CURRICULAR ACTIVITIES(YES OR NO)</u></b>
<b>3</b>	<b>NO</b>
<b>3</b>	<b>NO</b>
<b>3+3</b>	<b>YES+YES</b>
<b>4+4</b>	<b>YES+YES</b>
<b>4</b>	<b>YES</b>
<b>3+3+3</b>	<b>YES+YES+YES</b>
<b>4+5</b>	<b>YES+YES</b>
<b>4</b>	<b>YES</b>
<b>4+5</b>	<b>YES+YES</b>
<b>4</b>	<b>YES</b>



# **TOTAL**

**STUDENTS: 16**

**CLASSES VIA LAPTOP: 5**

**CLASSES VIA PHONE: 11**

**3 CLASSES PER DAY: 7**

**4 CLASSES PER DAY: 7**

**5 CLASSES PER DAY: 2**

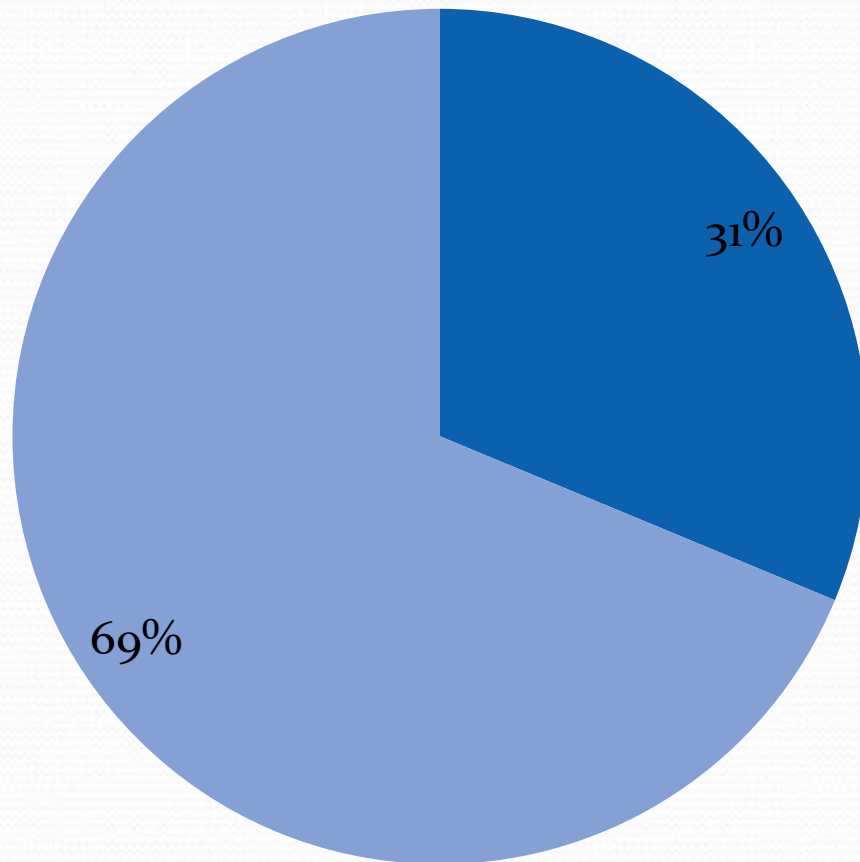
**INVOLVED IN EXTRACURRICULAR  
ACTIVITIES: 14**

**NOT INVOLVED IN EXTRA  
CURRICULAR ACTIVITIES: 2**

# GRAPHICAL REPRESENTATION OF PRIMARY DATA

## EDUCATION MODE

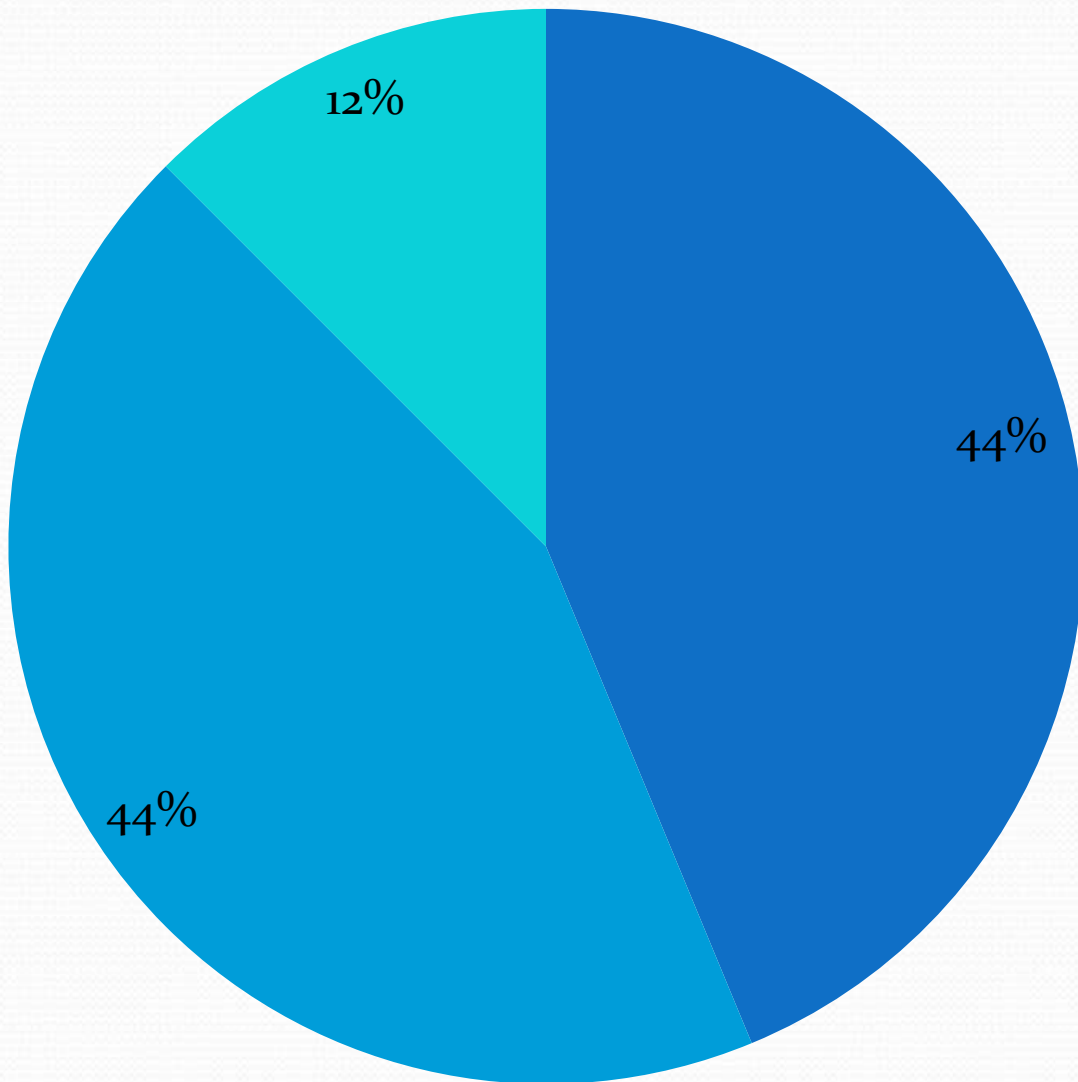
■ CLASSES VIA LAPTOP ■ CLASSES VIA PHONE





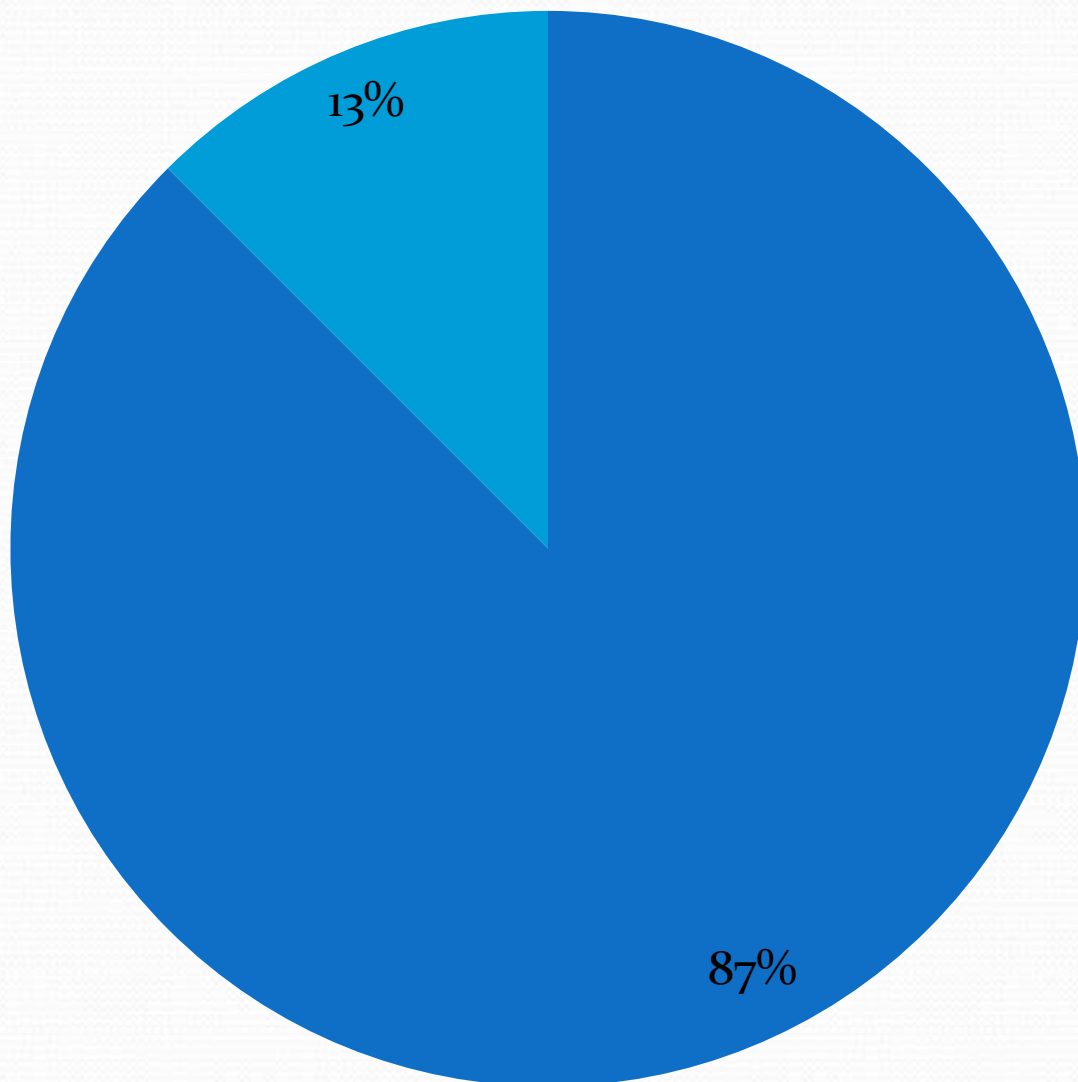
## CLASSES ATTENDED PER DAY


- 3 CLASSES PER DAY
- 4 CLASSES PER DAY
- 5 CLASSES PER DAY



# INVOLVEMENT IN EXTRACURRICULAR ACTIVITIES

■ INVOLVED ■ NOT INVOLVED





*Through our survey based on 10 households, we can conclude that the children in their family are able to acquire education either through private tuitions or any other means.*

*Thus, children are not deprived of education during the pandemic.*